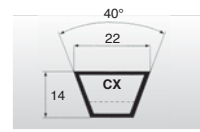
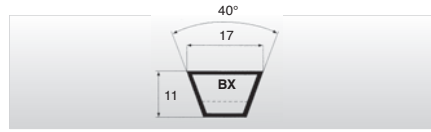
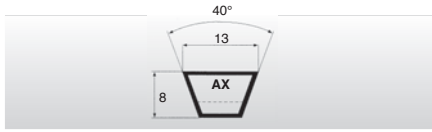


DUNLOP™ V-BELTS

Raw edge cogged V-belts



AX profile		AX profile	
Code	External length (mm)	Code	External length (mm)
AX 21	585	AX 136	3510
AX 22	610	AX 144	3710
AX 23	635	AX 158	4070
AX 24	665	AX 173	4450
AX 25	690	AX 180	4620
AX 26	710		
AX 27	750		
AX 28	765		
AX 29	800		
AX 30	815		
AX 31	850		
AX 32	865		
AX 33	900		
AX 34	915		
AX 35	950		
AX 36	965		
AX 37	1000		
AX 38	1020		
AX 39	1045		
AX 40	1075		
AX 41	1095		
AX 42	1120		
AX 43	1150		
AX 44	1170		
AX 45	1195		
AX 46	1230		
AX 47	1245		
AX 48	1270		
AX 49	1300		
AX 50	1325		
AX 51	1350		
AX 52	1375		
AX 53	1400		
AX 54	1425		
AX 55	1450		
AX 56	1475		
AX 57	1500		
AX 58	1525		
AX 59	1550		
AX 60	1585		
AX 61	1600		
AX 62	1630		
AX 63	1655		
AX 64	1680		
AX 65	1710		
AX 66	1730		
AX 67	1760		
AX 68	1790		
AX 69	1810		
AX 70	1830		
AX 71	1865		
AX 72	1890		
AX 73	1905		
AX 74	1935		
AX 75	1965		
AX 76	1985		
AX 77	2010		
AX 78	2030		
AX 79	2060		
AX 80	2080		
AX 81	2120		
AX 82	2140		
AX 83	2160		
AX 84	2190		
AX 85	2220		
AX 86	2240		
AX 87	2260		
AX 88	2290		
AX 89	2310		
AX 90	2350		
AX 91	2360		
AX 92	2390		
AX 93	2420		
AX 94	2440		
AX 95	2470		
AX 96	2500		
AX 97	2520		
AX 98	2540		
AX 100	2600		
AX 103	2670		
AX 105	2730		
AX 110	2850		
AX 112	2910		
AX 120	3110		
AX 128	3310		

BX profile		BX profile	
Code	External length (mm)	Code	External length (mm)
BX 28	785	BX 148	3830
BX 30	835	BX 150	3880
BX 32	885	BX 154	3990
BX 34	935	BX 158	4090
BX 35	960	BX 162	4200
BX 36	990	BX 173	4480
BX 38	1040	BX 180	4650
BX 40	1090	BX 191	4930
BX 41	1120	BX 195	5040
BX 42	1140		
BX 43	1165		
BX 44	1190		
BX 45	1215		
BX 46	1250		
BX 47	1265		
BX 48	1295		
BX 49	1320		
BX 50	1345		
BX 51	1370		
BX 52	1400		
BX 53	1420		
BX 54	1445		
BX 55	1470		
BX 56	1500		
BX 57	1520		
BX 58	1545		
BX 59	1570		
BX 60	1600		
BX 61	1625		
BX 62	1650		
BX 63	1675		
BX 64	1700		
BX 65	1725		
BX 66	1750		
BX 67	1775		
BX 68	1800		
BX 69	1825		
BX 70	1850		
BX 71	1875		
BX 72	1900		
BX 73	1930		
BX 74	1955		
BX 75	1980		
BX 76	2000		
BX 77	2030		
BX 78	2050		
BX 79	2080		
BX 80	2110		
BX 81	2130		
BX 82	2160		
BX 83	2180		
BX 84	2210		
BX 85	2240		
BX 86	2260		
BX 87	2280		
BX 88	2310		
BX 89	2330		
BX 90	2360		
BX 91	2390		
BX 92	2410		
BX 93	2440		
BX 94	2460		
BX 95	2500		
BX 96	2510		
BX 97	2540		
BX 98	2560		
BX 99	2590		
BX 100	2620		
BX 103	2690		
BX 105	2740		
BX 106	2770		
BX 108	2820		
BX 112	2920		
BX 113	2940		
BX 115	2990		
BX 116	3020		
BX 120	3130		
BX 123	3200		
BX 124	3220		
BX 126	3270		
BX 128	3330		
BX 133	3450		
BX 136	3530		
BX 140	3630		
BX 144	3740		

CX profile	
Code	External length (mm)
CX 51	1400
CX 55	1500
CX 60	1630
CX 68	1830
CX 72	1935
CX 75	2000
CX 78	2090
CX 81	2160
CX 85	2270
CX 90	2390
CX 96	2540
CX 100	2650
CX 101	2670
CX 105	2770
CX 109	2870
CX 111	2920
CX 112	2950
CX 115	3030
CX 120	3150
CX 128	3350
CX 136	3550
CX 144	3760
CX 148	3860
CX 150	3920
CX 158	4120
CX 162	4220
CX 173	4500
CX 180	4680

* Raw edge construction / cogged mould

